

**Refrigerant / Coolant**

- Can be used with all HFC refrigerants. Performance data can be found with Küba Select (Product Selection Software)
- For water / brine circulation choose your Air Cooler with Küba Select
- For CO₂ operation and for NH₃ applications immediate selection with Küba Select is possible – or ask our technical staff in sales



The performance data in the Q_v Charts refer to the combination of materials: tubes, Cu / fins, Al.

Küba **Blue Line**
Aircoolers

Fresh solutions.



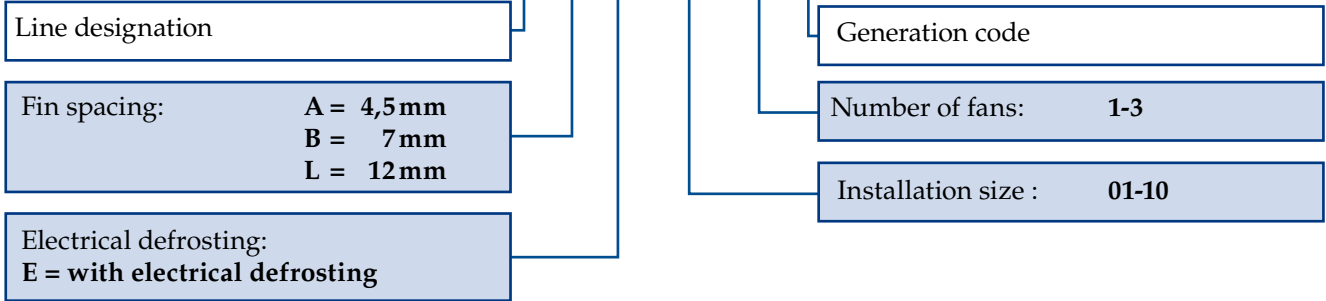
Technical Data (R404A)

SGA...C



Nomenclature

Standard



Model	Rating Q ₀ at 50 Hz		Surface m ²	Air flow m ³ /h	Air throw m	Tube volume dm ³	Connections			Fans (operating values at 50 Hz)				
	t ₁ ± 0 °C DT1 = 8K	t ₁ -18 °C DT1 = 7K					Inlet Ø mm	Outlet Ø mm	Blade Ø mm	Type of current	min ⁻¹	W	A	
SGA 011C	⊕	1,00	0,79	7,3	620	7	1,3	10	15	250	230±10% V-1~ 50/60 Hz	1301	32	0,15
SGA 021C	⊕	1,23	0,97	9,7	520	7	1,3	10	15	250	230±10% V-1~ 50/60 Hz	1301	32	0,15
SGA 031C	⊕	1,98	1,57	12,5	1060	10	2,1	10	15	300	230±10% V-1~ 50/60 Hz	1295	86	0,38
SGA 041C	⊕	2,19	1,73	16,6	970	10	2,8	10	15	300	230±10% V-1~ 50/60 Hz	1295	86	0,38
SGA 051C	⊕	3,45	2,74	23,1	1620	13	3,8	10	22	400	230±10% V-1~ 50/60 Hz	1307	105	0,46
SGA 061C	⊕	3,81	3,03	28,7	1600	13	4,8	10	22	400	230±10% V-1~ 50/60 Hz	1307	105	0,46
SGA 071C	⊕	5,69	4,52	34,5	2610	19	5,7	10*	22	400	230±10% V-1~ 50/60 Hz	1362	205	0,90
SGA 081C	⊕	6,73	5,34	51,5	2640	19	8,8	10*	28	400	230±10% V-1~ 50/60 Hz	1362	205	0,90
SGA 091C	⊕	9,42	7,49	61,8	4010	23	10,6	10*	28	500	230/400 ±10%V-3~ 50/60 Hz	1417	360	0,86
SGA 101C	⊕	10,80	8,57	82,3	4300	23	13,6	12*	35	500	230/400 ±10%V-3~ 50/60 Hz	1417	360	0,86
SGA 012C	⊕⊕	1,99	1,57	14,5	1240	11	2,3	10	15	250	230±10% V-1~ 50/60 Hz	1301	32	0,15
SGA 022C	⊕⊕	2,45	1,94	19,2	1040	11	3,1	10	18	250	230±10% V-1~ 50/60 Hz	1301	32	0,15
SGA 032C	⊕⊕	3,96	3,14	24,6	2120	14	3,9	10	18	300	230±10% V-1~ 50/60 Hz	1295	86	0,38
SGA 042C	⊕⊕	4,38	3,47	33,0	1940	14	5,3	10	22	300	230±10% V-1~ 50/60 Hz	1295	86	0,38
SGA 052C	⊕⊕	6,91	5,48	45,7	3240	18	7,6	10*	28	400	230±10% V-1~ 50/60 Hz	1307	105	0,46
SGA 062C	⊕⊕	7,62	6,05	57,1	3200	18	9,1	12*	28	400	230±10% V-1~ 50/60 Hz	1307	105	0,46
SGA 072C	⊕⊕	10,1	9,02	68,5	5220	26	10,8	12*	35	400	230±10% V-1~ 50/60 Hz	1362	205	0,90
SGA 082C	⊕⊕	12,5	10,68	103,0	5280	26	16,6	15*	35	400	230±10% V-1~ 50/60 Hz	1362	205	0,90
SGA 092C	⊕⊕	18,86	14,98	123,0	8020	33	19,8	15*	35	500	230/400 ±10%V-3~ 50/60 Hz	1417	360	0,86
SGA 102C	⊕⊕	21,60	17,16	164,0	8600	33	26,1	15*	42	500	230/400 ±10%V-3~ 50/60 Hz	1417	360	0,86
SGA 013C	⊕⊕⊕	2,99	2,36	21,5	1860	13	3,4	10	15	250	230±10% V-1~ 50/60 Hz	1301	32	0,15
SGA 023C	⊕⊕⊕	3,68	2,92	28,7	1560	13	4,5	10	22	250	230±10% V-1~ 50/60 Hz	1301	32	0,15
SGA 033C	⊕⊕⊕	5,94	4,70	37,0	3180	17	5,8	10	28	300	230±10% V-1~ 50/60 Hz	1295	86	0,38
SGA 043C	⊕⊕⊕	6,57	5,20	49,2	2910	17	8,1	10*	28	300	230±10% V-1~ 50/60 Hz	1295	86	0,38
SGA 053C	⊕⊕⊕	10,35	8,21	68,3	4860	22	11,1	12*	35	400	230±10% V-1~ 50/60 Hz	1307	105	0,46
SGA 063C	⊕⊕⊕	11,42	9,07	85,5	4800	22	13,1	12*	35	400	230±10% V-1~ 50/60 Hz	1307	105	0,46
SGA 073C	⊕⊕⊕	15,2	12,1	103,0	7830	32	16,2	15*	35	400	230±10% V-1~ 50/60 Hz	1362	205	0,90
SGA 083C	⊕⊕⊕	18,9	14,9	154,0	7920	32	24,6	22*	42	400	230±10% V-1~ 50/60 Hz	1362	205	0,90
SGA 093C	⊕⊕⊕	28,29	22,47	184,0	12000	40	29,6	22*	54	500	230/400 ±10%V-3~ 50/60 Hz	1417	360	0,86
SGA 103C	⊕⊕⊕	32,41	25,75	246,0	12900	40	38,5	22*	54	500	230/400 ±10%V-3~ 50/60 Hz	1417	360	0,86

* Multiple injections with direct expansion using Küba CAL® distributors. The cooler rating at 60 Hz is 10% higher on average due to the higher speed and higher air flow.



Technical Data (R404A)

SGB...C



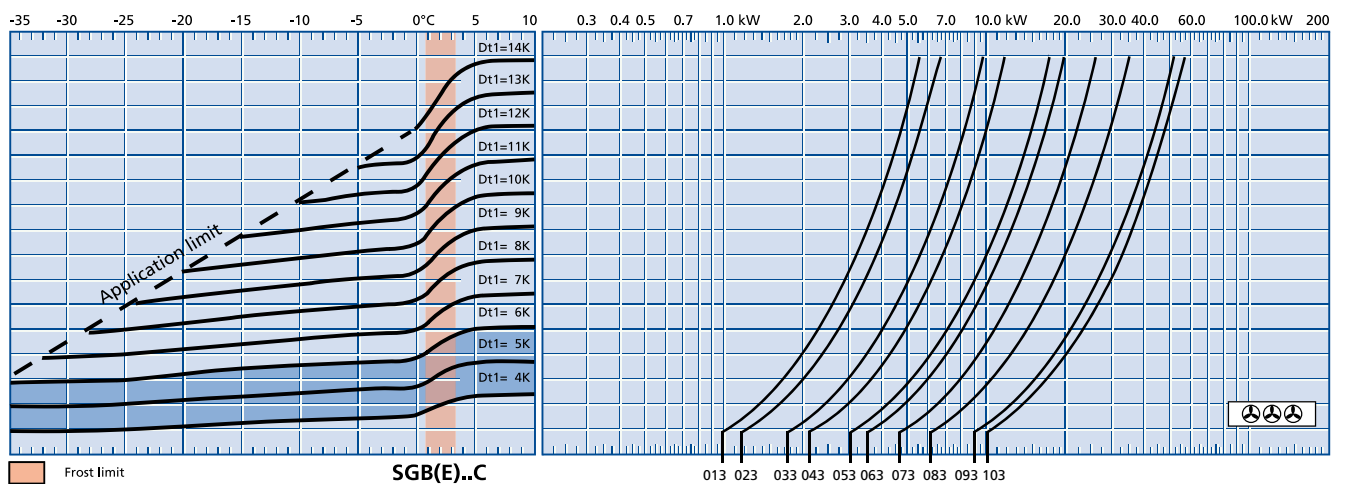
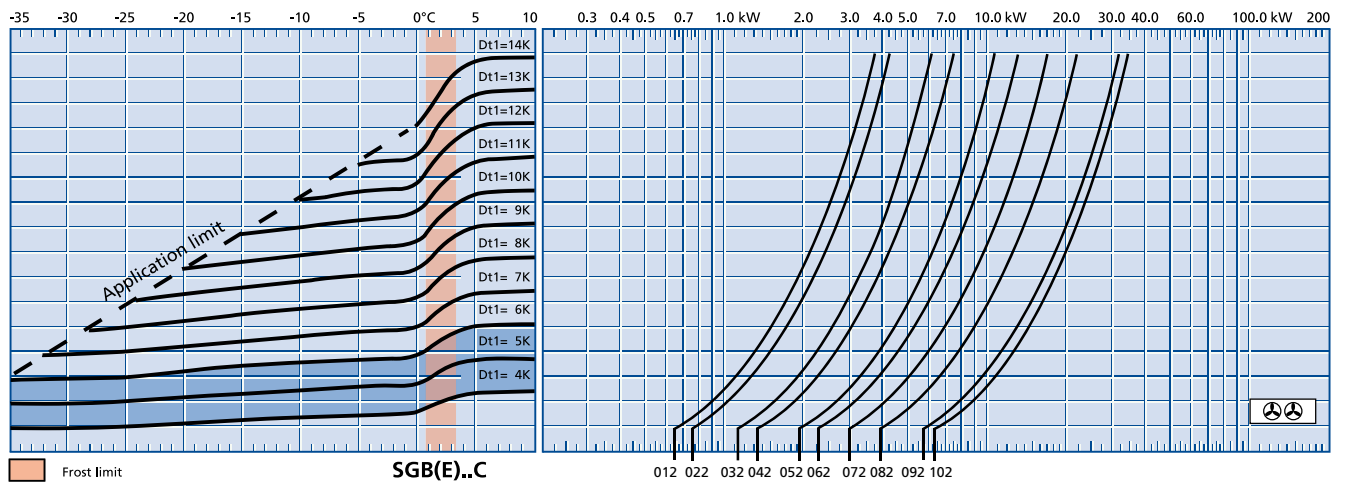
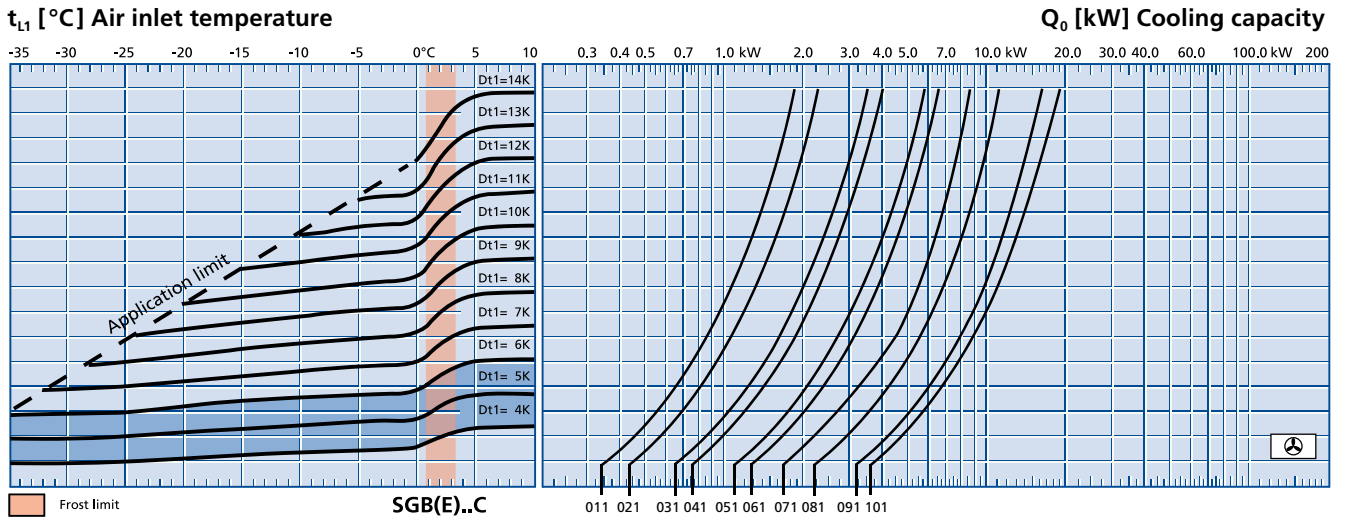
Model		Rating Q ₀ at 50 Hz		Surface	Air flow	Air throw	Tube volume	Connections			Fans (operating values at 50 Hz)			
		t ₁₁ ±0 °C	t ₁₁ -18 °C					Inlet	Outlet	Blade	Type of current	min ⁻¹	W	A
		DT1 = 8K	DT1 = 7K											
SGB 011C	⊕	0,91	0,72	4,9	700	8	1,3	10	15	250	230±10% V-1~ 50/60 Hz	1301	32	0,15
SGB 021C	⊕	1,13	0,90	6,5	640	8	1,3	10	15	250		1301	32	0,15
SGB 031C	⊕	1,74	1,37	8,2	1300	12	2,1	10	15	300	230/400 ±10%V-3~ 50/60 Hz	1295	86	0,38
SGB 041C	⊕	2,00	1,59	11,1	1180	12	2,8	10	15	300		1295	86	0,38
SGB 051C	⊕	2,91	2,31	15,2	1770	14	3,8	10	22	400	230/400 ±10%V-3~ 50/60 Hz	1307	105	0,46
SGB 061C	⊕	3,34	2,65	19,1	1760	14	4,8	10	22	400		1307	105	0,46
SGB 071C	⊕	4,3	3,4	22,8	2460	20	5,7	10*	22	400	230/400 ±10%V-3~ 50/60 Hz	1362	205	0,90
SGB 081C	⊕	5,3	4,3	34,1	2770	20	8,8	10*	28	400		1362	205	0,90
SGB 091C	⊕	8,42	6,69	41,0	4530	26	10,6	10*	28	500	230/400 ±10%V-3~ 50/60 Hz	1417	360	0,86
SGB 101C	⊕	9,50	7,54	54,5	4660	26	13,6	12*	35	500		1417	360	0,86
SGB 012C	⊕⊕	1,82	1,44	9,5	1400	12	2,3	10	15	250	230±10% V-1~ 50/60 Hz	1301	32	0,15
SGB 022C	⊕⊕	2,27	1,79	12,7	1280	12	3,1	10	18	250		1301	32	0,15
SGB 032C	⊕⊕	3,47	2,75	16,3	2600	17	3,9	10	18	300	230±10% V-1~ 50/60 Hz	1295	86	0,38
SGB 042C	⊕⊕	4,00	3,17	21,7	2360	17	5,3	10	22	300		1295	86	0,38
SGB 052C	⊕⊕	5,82	4,61	30,2	3540	19	7,6	10*	28	400	230/400 ±10%V-3~ 50/60 Hz	1307	105	0,46
SGB 062C	⊕⊕	6,68	5,30	37,7	3520	19	9,1	12*	28	400		1307	105	0,46
SGB 072C	⊕⊕	8,4	6,6	45,2	4920	28	10,6	12*	35	400	230/400 ±10%V-3~ 50/60 Hz	1362	205	0,90
SGB 082C	⊕⊕	10,6	8,5	67,7	5540	28	16,6	15*	35	400		1362	205	0,90
SGB 092C	⊕⊕	16,86	13,37	81,2	9060	37	19,8	15*	35	500	230/400 ±10%V-3~ 50/60 Hz	1417	360	0,86
SGB 102C	⊕⊕	19,01	15,07	108,0	9320	37	26,1	15*	42	500		1417	360	0,86
SGB 013C	⊕⊕⊕	2,73	2,16	14,2	2100	15	3,4	10	15	250	230±10% V-1~ 50/60 Hz	1301	32	0,15
SGB 023C	⊕⊕⊕	3,40	2,69	19,1	1920	15	4,5	10	22	250		1301	32	0,15
SGB 033C	⊕⊕⊕	5,21	4,12	24,3	3900	21	5,8	10	28	300	230±10% V-1~ 50/60 Hz	1295	86	0,38
SGB 043C	⊕⊕⊕	6,00	4,76	32,5	3690	21	8,1	10*	28	300		1295	86	0,38
SGB 053C	⊕⊕⊕	8,73	6,92	45,1	5310	24	11,1	12*	35	400	230/400 ±10%V-3~ 50/60 Hz	1307	105	0,46
SGB 063C	⊕⊕⊕	10,02	7,95	56,5	5280	24	13,1	12*	35	400		1307	105	0,46
SGB 073C	⊕⊕⊕	12,6	10,1	67,6	7380	34	16,2	15*	35	400	230/400 ±10%V-3~ 50/60 Hz	1362	205	0,90
SGB 083C	⊕⊕⊕	16,1	12,7	101,0	8310	34	24,5	22*	42	400		1362	205	0,90
SGB 093C	⊕⊕⊕	25,29	20,07	122,0	13600	45	29,6	22*	54	500	230/400 ±10%V-3~ 50/60 Hz	1417	360	0,86
SGB 103C	⊕⊕⊕	28,50	22,61	162,0	14000	45	38,5	22*	54	500		1417	360	0,86

* Multiple injections with direct expansion using Küba CAL® distributors. The cooler rating at 60 Hz is 10% higher on average due to the higher speed and higher air flow.

50



Q_v Chart (EN328, R404A) SGB...C  7 mm



Q₀ = Cooling capacity
 t_{l1} = Air inlet temperature
 t₀ [°C] = Evaporating temperature (coil outlet)
 DT1 [K] = Temperature difference = t_{l1} - t₀ (°C)

DT1 = 4 K bis 6 K
 with electronic expansion valve

Example selection:
 For examples and explanations, please see the information section on pg. 136.



Technical Data (R404A)

SGL...C

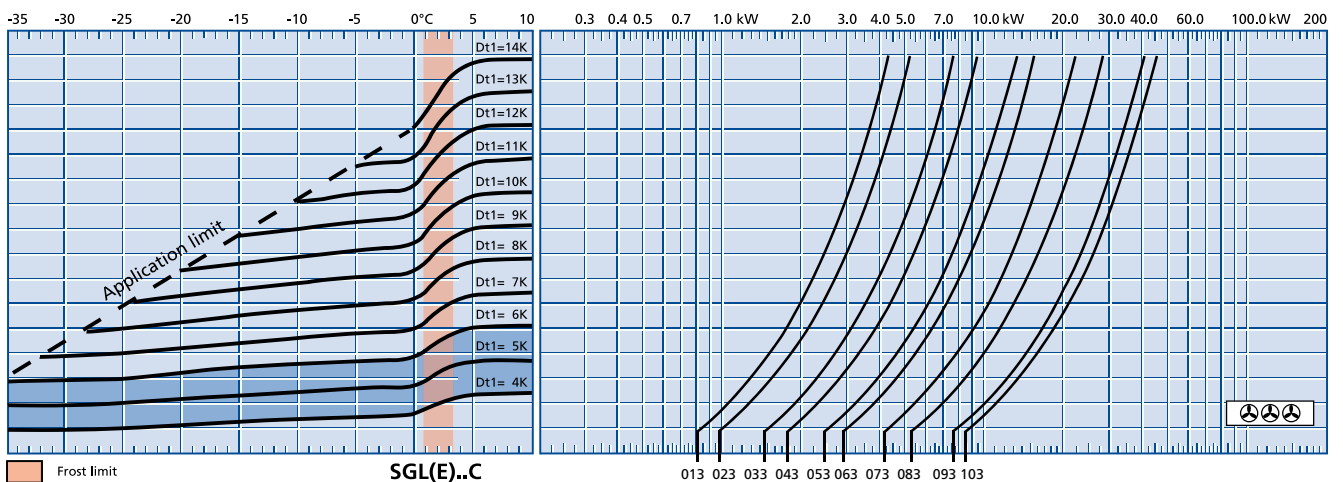
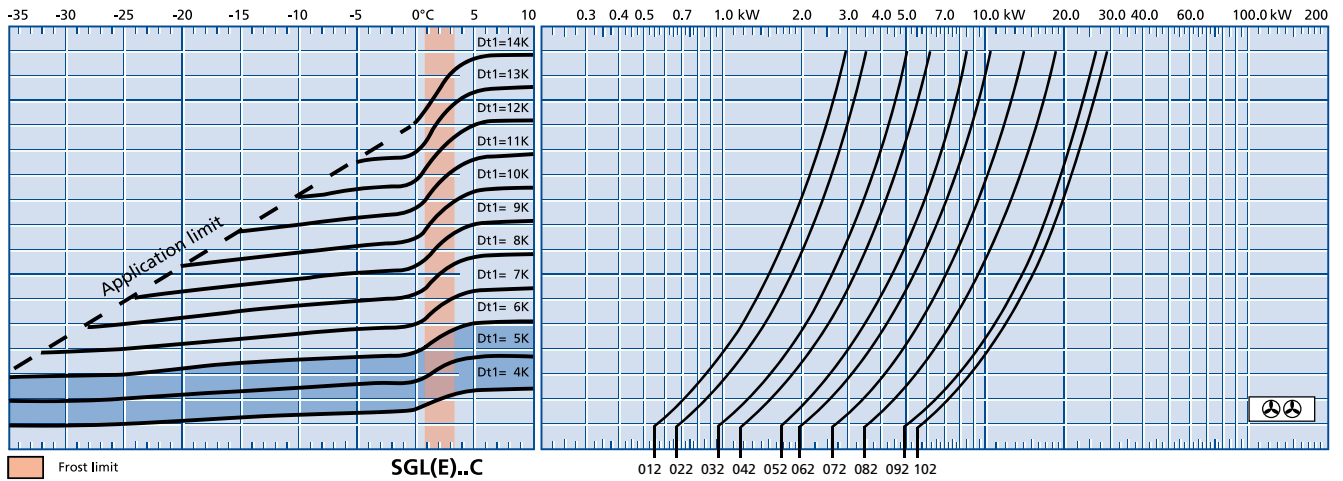
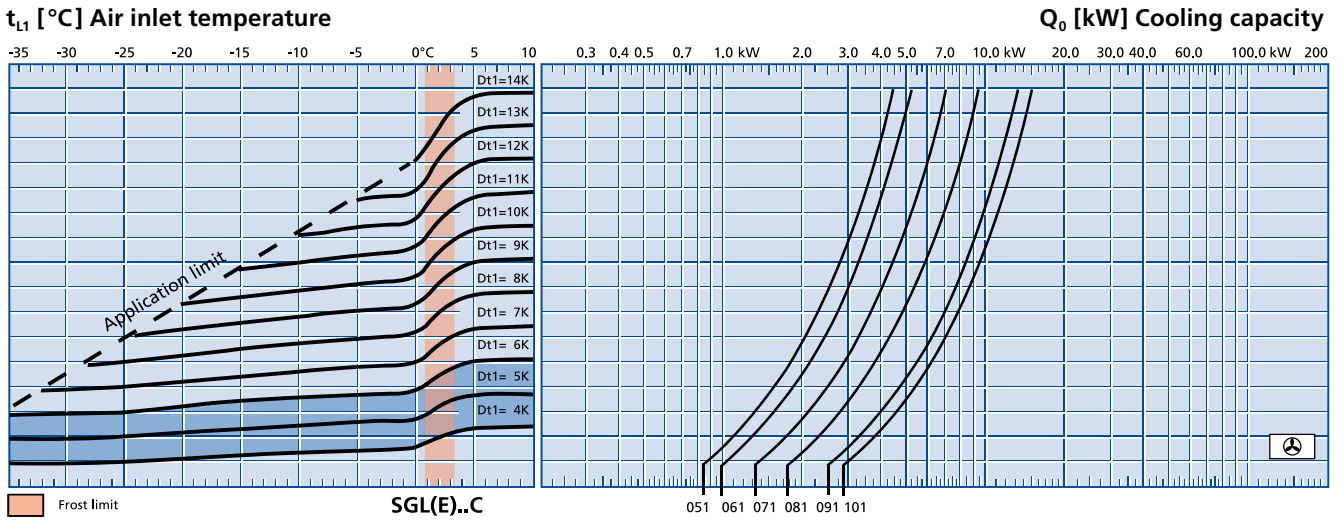


Model		Rating Q ₀ at 50 Hz		Surface m ²	Air flow m ³ /h	Air throw m	Tube volume dm ³	Connections			Fans (operating values at 50 Hz)			
		t ₁₁ ±0 °C DT1 = 8K	t ₁₁ -18 °C DT1 = 7K					Inlet Ø mm	Outlet Ø mm	Blade Ø mm	Type of current	min ⁻¹	W	A
		kW	kW											
SGL 051C	⊗	2,20	1,74	9,5	1910	15	3,8	10	22	400	230±10% V-1~ 50/60 Hz	1307	105	0,46
SGL 061C	⊗	2,60	2,06	11,8	1900	15	4,8	10	22	400		1307	105	0,46
SGL 071C	⊗	3,69	2,92	14,1	3020	21	5,7	10*	22	400		1362	205	0,90
SGL 081C	⊗	4,70	3,73	21,1	3060	21	8,8	10*	28	400		1362	205	0,90
SGL 091C	⊗	6,58	5,21	25,2	4890	28	10,6	10*	28	500	230/400 ±10%V-3~ 50/60 Hz	1417	360	0,86
SGL 101C	⊗	7,48	5,93	33,5	5020	28	13,6	12*	35	500		1417	360	0,86
SGL 012C	⊗⊗	1,45	1,15	5,9	1610	14	2,3	10	15	250		1301	32	0,15
SGL 022C	⊗⊗	1,75	1,39	8,0	1470	14	3,1	10	18	250		1301	32	0,15
SGL 032C	⊗⊗	2,55	2,02	10,1	2990	19	3,9	10	18	300		1295	86	0,38
SGL 042C	⊗⊗	3,09	2,45	13,5	2710	19	5,3	10	22	300	230±10% V-1~ 50/60 Hz	1295	86	0,38
SGL 052C	⊗⊗	4,40	3,49	18,5	3820	21	7,6	10*	28	400		1307	105	0,46
SGL 062C	⊗⊗	5,21	4,13	23,2	3800	21	9,1	12*	28	400		1307	105	0,46
SGL 072C	⊗⊗	7,38	5,84	27,8	5440	30	10,6	12*	35	400		1362	205	0,90
SGL 082C	⊗⊗	9,39	7,45	41,5	6260	30	16,2	15*	35	400		1362	205	0,90
SGL 092C	⊗⊗	13,14	10,41	50,0	9780	40	19,8	15*	35	500	230/400 ±10%V-3~ 50/60 Hz	1417	360	0,86
SGL 102C	⊗⊗	14,95	11,85	66,3	10000	40	26,1	15*	42	500		1417	360	0,86
SGL 013C	⊗⊗⊗	2,17	1,72	8,7	2410	17	3,4	10	15	250		1301	32	0,15
SGL 023C	⊗⊗⊗	2,63	2,08	11,6	2210	17	4,5	10	22	250		1301	32	0,15
SGL 033C	⊗⊗⊗	3,82	3,03	15,0	4490	24	5,8	10	28	300		1295	86	0,38
SGL 043C	⊗⊗⊗	4,63	3,67	20,0	4240	24	8,1	10*	28	300	230±10% V-1~ 50/60 Hz	1295	86	0,38
SGL 053C	⊗⊗⊗	6,61	5,23	27,7	5730	26	11,0	12*	35	400		1307	105	0,46
SGL 063C	⊗⊗⊗	7,81	6,19	34,6	5700	26	13,1	12*	35	400		1307	105	0,46
SGL 073C	⊗⊗⊗	11,05	8,75	41,3	9070	37	16,2	15*	35	400		1362	205	0,90
SGL 083C	⊗⊗⊗	14,10	11,17	62,1	9400	37	24,5	22*	42	400		1362	205	0,90
SGL 093C	⊗⊗⊗	19,72	15,63	74,5	14700	49	29,6	22*	54	500	230/400 ±10%V-3~ 50/60 Hz	1417	360	0,86
SGL 103C	⊗⊗⊗	22,43	17,77	99,1	15100	49	38,5	22*	54	500		1417	360	0,86

* Multiple injections with direct expansion using Küba CAL® distributors. The cooler rating at 60 Hz is 10% higher on average due to the higher speed and higher air flow.



Q_v Chart (EN328, R404A) SGL...C  **12 mm**



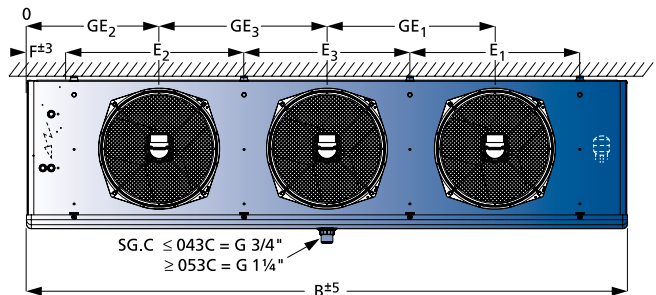
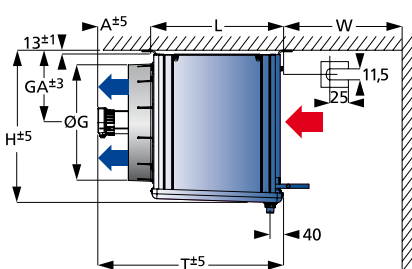
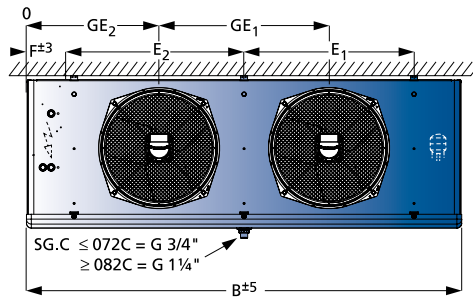
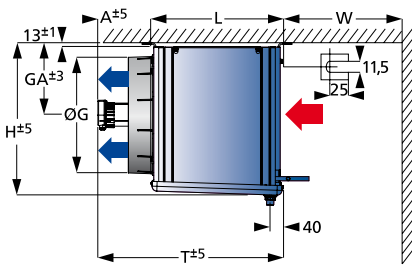
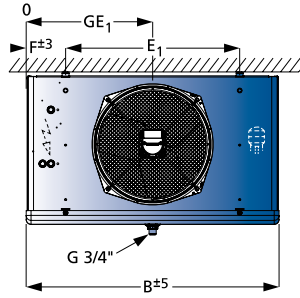
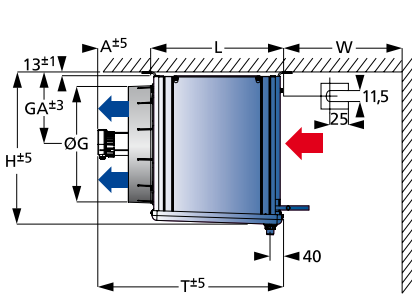
Q₀ = Cooling capacity
 t_{L1} = Air inlet temperature
 t₀ [°C] = Evaporating temperature (coil outlet)
 DT1 [K] = Temperature difference = t_{L1} - t₀ (°C)

DT1 = 4 K bis 6 K
 with electronic expansion valve

Example selection:
 For examples and explanations, please see the information section on pg. 136.



Dimensional Drawings



54



With double, insulated drip trays the following dimensions are changed:

- Width B: +60 mm
- Height H: +30 mm
- Depth T: +30 mm

Sound power level L_{WA} [dB(A)]



Größe	SGA/SGB/SGL		
	⊕	⊕ ⊕	⊕ ⊕ ⊕
01	59	62	64
02	59	62	64
03	66	69	71
04	66	69	71
05	70	73	75
06	70	73	75
07	75	78	80
08	75	78	80
09	78	81	83
10	78	81	83



Dimensional Drawings, Electric Defrosting, Weights

Size	Dimensions [mm]																Electrical Defrosting			Net weight		
	H	B	T	L	E ₁	E ₂	E ₃	F	A	W	W Hood	ØG	GA	GE ₁	GE ₂	GE ₃	Coil	Tray	Total	SGA	SGB	SGL
	mm	mm	mm	mm	mm	mm	mm	mm	mm	mm	mm	mm	mm	mm	mm	mm	mm	kW	kW	kW	kg	kg
011C	360	565	420	345	380	-	-	93	80	200	290	265	160	283	-	-	0,77	0,35	1,16	12	11	-
021C	360	565	420	345	380	-	-	93	80	200	290	265	160	283	-	-	0,77	0,35	1,16	13	12	-
031C	460	665	440	345	480	-	-	93	100	200	340	321	210	333	-	-	0,96	0,42	1,38	18	17	-
041C	460	665	440	345	480	-	-	93	100	200	340	321	210	333	-	-	0,96	0,42	1,38	20	19	-
051C	560	815	570	415	530	-	-	143	160	300	430	419	260	408	-	-	1,44	0,24	1,68	30	29	28
061C	560	815	570	415	530	-	-	143	160	300	430	419	260	408	-	-	1,61	0,24	1,85	33	32	30
071C	560	915	640	495	630	-	-	143	150	300	430	419	260	458	-	-	1,73	0,29	2,02	41	39	37
081C	560	1065	640	495	780	-	-	143	150	300	430	419	260	533	-	-	2,18	0,35	2,53	53	51	49
091C	660	1065	650	495	780	-	-	143	160	400	500	525	320	533	-	-	2,90	0,35	3,25	62	59	56
101C	660	1315	650	495	1030	-	-	143	160	400	500	525	320	658	-	-	3,68	0,44	4,12	71	68	65
012C	360	1015	420	345	730	365	-	143	80	200	290	265	160	690	325	-	1,38	0,69	2,07	23	21	19
022C	360	1015	420	345	730	365	-	143	80	200	290	265	160	690	325	-	1,38	0,69	2,07	24	22	20
032C	460	1215	440	345	930	465	-	143	100	200	340	321	210	840	375	-	1,72	0,77	2,49	35	33	31
042C	460	1215	440	345	930	465	-	143	100	200	340	321	210	840	375	-	1,72	0,77	2,49	39	37	35
052C	560	1375	570	415	1030	515	-	173	160	300	430	419	260	945	430	-	2,64	0,44	3,08	58	55	53
062C	560	1375	570	415	1030	515	-	173	160	300	430	419	260	945	430	-	2,64	0,44	3,08	64	61	58
072C	560	1575	640	495	1230	615	-	173	150	300	430	419	260	1095	480	-	3,11	0,52	3,63	80	76	72
082C	560	1875	640	495	1530	765	-	173	150	300	430	419	260	1320	555	-	3,90	0,65	4,55	104	100	96
092C	660	1875	650	495	1530	765	-	173	160	400	500	525	320	1320	555	-	6,50	0,65	7,15	120	114	108
102C	660	2375	650	495	2030	1015	-	173	160	400	500	525	320	1695	680	-	8,42	0,84	9,27	137	130	123
013C	360	1365	420	345	1080	365	715	143	80	200	290	265	160	1040	325	683	1,84	0,92	2,76	34	31	28
023C	360	1365	420	345	1080	365	715	143	80	200	290	265	160	1040	325	683	1,84	0,92	2,76	37	34	31
033C	460	1665	440	345	1380	465	915	143	100	200	340	321	210	1290	375	833	2,42	1,21	3,63	51	48	45
043C	460	1665	440	345	1380	465	915	143	100	200	340	321	210	1290	375	833	2,42	1,21	3,63	57	54	51
053C	560	1875	570	415	1530	515	1015	173	160	300	430	419	260	1445	430	938	3,90	0,65	4,55	86	81	76
063C	560	1875	570	415	1530	515	1015	173	160	300	430	419	260	1445	430	938	3,90	0,65	4,55	95	90	85
073C	560	2175	640	495	1830	615	1215	173	150	300	430	419	260	1695	480	1088	4,47	0,75	5,22	118	111	104
083C	560	2625	640	495	2280	765	1515	173	150	300	430	419	260	2070	555	1313	5,63	0,94	6,57	154	147	140
093C	660	2625	650	495	2280	765	1515	173	160	400	500	525	320	2070	555	1313	9,37	0,94	10,32	180	170	160
103C	660	3375	650	495	3030	1015	2015	173	160	400	500	525	320	2695	680	1688	12,09	1,82	13,92	240	228	216



The dimensions are only valid for the standard model design!
 Note the differences in dimension among versions and accessories.